

OVERLAY

OVERLAY MATTRESS SYSTEM



- Multi-Way stretch PU Cover
- Strong PU Cell Material
- Anti-Kink Tubing System
- Transport / Static Mode
- Use With Profilo Cushions
- Made in the UK

The Profilo Overlay system has been designed to provide medium risk patients an excellent therapy. This combined with class leading build quality and the highest quality materials ensures a very durable and long lasting product. The 114mm diameter PU cells have been designed for easy removal to allow simply decontamination. Separate cover and base sheet constructions also eases the decontamination process.

The Profilo pump unit is simplicity itself with a fully electronic user interface and alarm warning system.

All this and the system is designed and manufactured in the UK.




MATTRESS

MATTRESS REPLACEMENT SYSTEM

- 200mm Deep Air Cells
- Multi-Way stretch PU Cover
- Strong PU Cell Material
- Hi-Capacity Pump Unit
- Integrated Base Sheet
- Made in the UK


The Profilo Mattress Replacement system has been designed for High risk patients. The 200mm deep air cells have been constructed to give an excellent pressure relieving surface whilst the PU cells are very easy to clean and remove. Separate cover and base sheet constructions also eases the decontamination process.

The Profilo Plus pump integrates a high output compressor whilst the controls remain simple and user friendly.



JUNIOR

PROFILO JUNIOR COT SYSTEM



The Profilo Junior cot system has been designed to offer pediatric patients a comfortable and safe nursing environment.

The specially designed PU air cells have been integrated onto a sculptured foam base to give total support. The air cells are held into position by a unique fastening system which ensures all air feed hoses are located under the foam mattress.

This design eliminates any risk of the hoses coming into contact with the patient whilst giving a totally smooth nursing surface.

The Junior pump unit operates quietly and efficiently to give a simple to operate, safe system.



PUMP UNITS

PROFILO PLUS



PROFILO



All three Profilo pump units have been designed with both the patients and nursing staffs requirements in mind.

All units offer a 10 minutes cycle time whilst the Profilo Plus unit has a high output compressor unit inside for use with the Mattress Replacement system.

The case is made from a very durable, fire resistant polymer to ensure long life.


The pumps have been designed to operate as quietly as possible to help patient comfort whilst the controls are very simple to ensure ease of operation.

- Small / Slim design
- Very Quiet Operation
- High Quality Components
- 3 Year Warranty
- Simple to Operate
- Wipe Clean Design
- Maintenance Free Operation
- Hi-Capacity Pump Units
- Made in the UK




WHEELCHAIR

A range of battery powered dynamic profiling wheel chair seat cushions.



- Microprocessor Controlled Battery Powered Pump Unit
- High Capacity Battery Life Gives Over 16 Hours Use
- Unique cell design using heavy duty PU film.
- Integral contoured foam cushion for extra cell support and location
- Standard Cushion depth for correct positioning
- Water resistant multi way stretch,welded, cushion covers
- Durable systems which are easy to clean and maintain



SYSTEMS

Junior



- Automatic Pressure Setting at 60 mmHg
- 16 Hour Battery Life , Quick Charge System 4 Hours
- Mute Mode, Low Pressure Alarm, Low Battery Alarm



- 300mm (W) x 350mm (D) Seat Cushion
- x8 44mm PU Pneumatic Cell Construction
- Integral Contoured Foam System Base

Standard



- Adjustable Pressure Setting at 60 - 90 mmHg
- 16 Hour Battery Life , Quick Charge System 4 Hours
- Mute Mode, Low Pressure Alarm, Low Battery Alarm



- 430mm (W) x 430mm (D) Seat Cushion
- x10 44mm PU Pneumatic Cell Construction
- Integral Contoured Foam System Base

Bariatric



- Adjustable Pressure Setting at 80 - 110 mmHg
- Extra Hi-Capacity battery Pack, Minimum 16 Hour Battery Life
- Mute Mode, Low Pressure Alarm, Low Battery Alarm



- 560mm (W) x 460mm (D) Seat Cushion
- x10 46mm PU Pneumatic Cell Construction
- Integral Contoured Foam System Base

